



Recurring Giving Guide 2026

Create Your New Recurring Gift

How to Give Online Instructional Video

Step 1

Sign in to Church Center
with your phone or email
address.

You will not set up a
password. The website or
app will send a text or
email with a login code
every time.



crcc.org

Step 1

Q Cedar ridge



📍 2410 Spencerville



🌐 United States



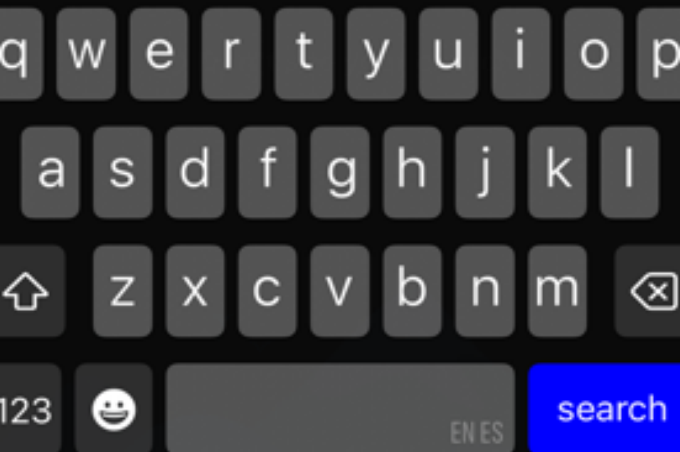
📍 Current Location

Enter your location manually

"ridge"

ridges

ridge's



Step 1

📍 2410 Spencerville rd



🌐 United States



Cedar
Ridge

Community Church
crrc.org

**Cedar Ridge
Community Church**

🔍 Don't see your church?

Step 1



Cedar Ridge Community Ch...

2410 Spencerville Road, Spencer...

<https://www.crcc.org/>



Is this the correct church? Log in to
get started!

By continuing, you agree to our [Terms of Service](#) and [Privacy Policy](#).

Log in

Continue as guest

Step 1



To continue, please enter your email

We'll send you a code you can use to log in or create an account

info@crcc.org

Use phone

Next



Step 1



Please enter the 6-digit code sent to info@crcc.org. Check junk mail if it's not in your inbox

Didn't receive a code?

You can request another code in 28s

[Go](#)

1

2

ABC

3

DEF

4

GHI

5

JKL

6

MNO

7

PQRS

8

TUV

9

WXYZ

.

0



Step 1



Hello, info!

Let's get you logged in.

[Log in as info](#)

Step 2

Select Give

Link goes to the website version.



Step 2



Hello,
info!



My profile and
settings

Schedule

Actions

June 7 – August 30

New


Sunday Volunteers

 Signups available

Sign up

View all

Activity and involvement

 My aivina 



Home



Me



Calendar



Give



More

Step 3

Enter your gift amount
2.

Step 4

Choose a fund
(General Fund is the
default)



Step 3 & 4

\$ 0

Fund

General Fund



+ Give to another fund

Frequency

Once

Monthly

Weekly



Add a memo

Continue to give



Home



Me



Calendar



Give



More

Step 5

Select your giving frequency



Step 5

+ Give to another fund

Frequency

Once

Monthly

Weekly



Monthly on the

1st



Starting

7/1/2026



Okay

Add a memo

Continue to give



Home



Me



Calendar



Give




More


Step 6

Click on the pencil icon to select the start date



Step 6


General Fund 

 Give to another fund

Frequency

Once

Monthly


Weekly 

Monthly on the 1st starting
7/1/2026



Add a memo

[Continue to give](#)

[View my giving](#) 



Home



Me



Calendar



Give



More

Step 7

Click “continue to give”



Step 7

+ Give to another fund

Frequency

Once

Monthly

Weekly



Monthly on the

1st



Starting

7/1/2026



Okay

Add a memo

Continue to give



Home



Me



Calendar



Give



More

Step 8

Add or choose a payment method

See page 25 for detailed bank giving information.



Step 8

Give to Cedar Ridge Community Church [Edit donation](#)

\$5.42 monthly on the 1st

Payment method

\$ USD

 Saved


VISA

Visa

.... 2158



 Apple Pay

 US bank account

 Card



Home



Me



Calendar



Give



More

Step 8



US bank account

Full name

Sarah House

Search for your bank



Bank of ...



Capital ...



Navy Fe...



Wells Fa...



PNC Bank



Truist



M&T Ba...



Chase



Chime

Enter bank details manually (may take 1-2 business days)



Home



Me



Calendar



Give



More

Step 9

Optional – click the checkbox to cover the processing fee



Step 9

VISA

VISA

... 2158



Apple Pay



US bank account



Card



Add \$0.42 to cover the processing fee

Fees are only \$0.30 when you give through your bank

Give \$5.42 monthly

 Your payment is processed securely by [Stripe](#).



Home



Me



Calendar



Give



More

Step 10

Review and submit your gift.

Thank you!





Bank

=

ACH

Manual Verification Option

If you prefer not to enter your online banking username and password:

1. Choose “Enter bank details manually”
2. Enter your routing and account numbers
3. Wait for a small verification deposit
4. Return and enter the verification code



ACH Manual Step 1

Wells Fa...

PNC Bank

Truist

M&T Ba...

Chase


Chime

Enter bank details manually (may
take 1-2 business days)

Card

Add \$0.30 to cover the
processing fee

Give \$5

 Your payment is processed securely by [Stripe](#).



Home



Me



Calendar



Give



More

ACH Manual Step 2

stripe



Enter bank details

Your bank information will be verified via micro-deposits to your checking account.

Routing number

Account number

Confirm account number

Submit



Home



Me



Calendar



Give



More

ACH Manual Step 4

Fund

General Fund



+ Give to another fund

Frequency

Once

Monthly

Weekly



Add a memo

Continue to give

View my giving →



Home



Me



Calendar



Give



More